


...



TNC-SVC02DPR  
(EXAMPLE)

## TNC-SVC0\*MB\*

### PRE-CONFIGURED MODULAR BASE STATION FOR THE RAPID IMPLEMENTATION AND ADJUSTMENT OF CONTROL SYSTEMS

Pre-configured modular base station with power supply units, relays and controllers, for the rapid implementation and adjustment of control systems

- Space saving, compact design
- All components are already wired to rail mount terminals
- Quick, error free assembly and installation
- Robust design
- With TROXNETCOM Basic User Software for rapid and safe commissioning and configuration
- Integral display, also for operation

## Application

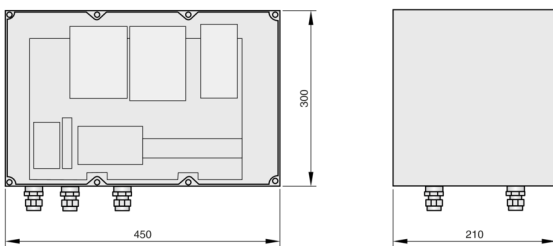


### Application

- Pre-configured AS-i base stations for controllers with a master for 31 AS-i participants (TNC-A1353), an AS-i power supply unit TNC-A1256 = 2.8 A or TNC-A1258 = 8 A and switching power supply unit (TNC-D1020), and one or two additional relay modules (TNC-Z0094)
- Installed and wired to rail mount terminals
- Plastic casing, free of halogens, with transparent cover
- Communication interface to higher level systems (Modbus)
- With TNC Basic User Software for fire and smoke protection

## TECHNICAL INFORMATION

### AS-i pre-configured switch boxes TNC



...

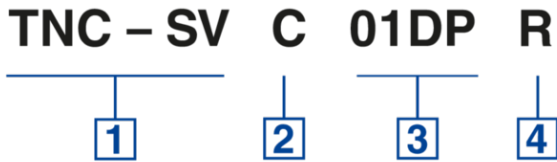
Description	TNC-SVC01MB, -02MB, -01MBR, -02MBR, -01MBRR, -02MBRR
Casing dimensions (B x H x T)	450 x 300 x 210 mm
Casing material	Plastic, free of halogens, with transparent cover
Wired components	TNC-SVC01MB: 1 x TNC-A1353; 1 x TNC-A1256, 1 x TNC-D1020; TNC-SVC02MB: 1 x TNC-A1353; 1 x TNC-A1258, 1 x TNC-D1020; TNC-SVC01MBR: 1 x TNC-A1353; 1 x TNC-A1256, 1 x TNC-D1020, 1 x Z0094; TNC-SVC02MBPR: 1 x TNC-A1353; 1 x TNC-A1258, 1 x TNC-D1020, 1 x Z0094; TNC-SVC01MBRR: 1 x TNC-A1353; 1 x TNC-A1256, 1 x TNC-D1020, 2 x Z0094; TNC-SVC02MBRR: 1 x TNC-A1353; 1 x TNC-A1258, 1 x TNC-D1020, 2 x Z0094
Mains supply	230 V AC, 50 Hz
Max. power consumption	TNC-SVC01MB, -01MBR, -01MBRR: 0.15 KW; TNC-SVC02MB, -02MBR, -02MBRR: 0.3 KW
Pre fuse	20 A
Protection level	IP 65

#### Standard description (characteristics)

Switch box 'Controller and power unit'

- Dimensions: 450 x 300 x 210 mm
- Casing materials: Plastic, free of halogens, with transparent cover
- Components: installed and wired to rail mount terminals
- Cable glands: M20 with clamping bracket for mains cable, AS-i bus cable and network cable
- PROFIBUS DP connector
- European 'Schuko' socket for programming device
- Circuit breaker: 16 A
- Mains supply: 230 V AC, 50 Hz
- Pre fuse: 20 A
- Controller: TNC-A1353 Modbus with Basic User Software, 1 master
- Switching power supply unit: TNC-D1020 = 1.3 A
- Power supply unit: TNC-A1256 = 2.8 A (TNC-SVC01MB, - 01MBR\*, -01MBRR\*) or TNC-A1258 = 8 A (TNC-SVC02MB, -02MBR\*, -02MBRR\*) (\*no. of relay modules)
- Make: TROX GmbH or equivalent
- Type: TNC-SVC0\*MB\*

...



**1** Type

**TNC-SV** Configured switch cabinet

**2** Type of base station

**R** Repeater  
**C** Controller  
**D** Display

**3** Components

Repeater (R)  
**01** 1×TNC-A2225, 1×TNC-A1256  
**02** 1×TNC-A2225, 1×TNC-A1258

Controller (C)  
**01DP** 1×TNC-A1305, 1×TNC-A1256, 1×TNC-D1020  
**02DP** 1×TNC-A1305, 1×TNC-A1258, 1×TNC-D1020  
**03DP** 1×TNC-A1306, 2×TNC-A1256, 1×TNC-D1020  
**04DP** 1×TNC-A1306, 2×TNC-A1258, 1×TNC-D1020  
**01MB** 1×TNC-A1353, 1×TNC-A1256, 1×TNC-D1020  
**02MB** 1×TNC-A1353, 1×TNC-A1258, 1×TNC-D1020  
**03MB** 1×TNC-A1354, 2×TNC-A1256, 1×TNC-D1020  
**04MB** 1×TNC-A1354, 2×TNC-A1258, 1×TNC-D1020

Display (D)  
**TP043** 1×TP043N, 1×TNC-D1030  
**TP057** 1×TP057N, 1×TNC-D1030  
**TP104** 1×TP104N, 1×TNC-D1030  
**TP121** 1×TP121N, 1×TNC-D1030

**4** Relay module

For controllers only (C)  
No entry: no relay module  
**R** 1×TNC-Z0094  
**RR** 2×TNC-Z0094

**TROX UK Ltd**

□

Caxton Way,  
Thetford, Norfolk, IP24 3SQ, UK  
Tel: +44 (0) 1842 754545  
Fax: +44 (0) 1842 763051

General Enquiries –  
[info@troxuk.co.uk](mailto:info@troxuk.co.uk)  
Sales & Customer Services – [sales@troxuk.co.uk](mailto:sales@troxuk.co.uk)  
Accounts –  
[accounts@troxuk.co.uk](mailto:accounts@troxuk.co.uk)

**Online-Services**

- TROX Academy
- Your contact partner
- Our Office London
- Our Office Thetford

**Service-Hotlines**

Sales:  
+44 (0)1842 754545  
[Contact](#)

Service:  
+44 (0)1842 754545  
[Contact](#)

Technical service  
+44 (0)1842 754545  
[Contact](#)

**TROX SOCIAL MEDIA**