



KSF

FITTING OF FILTER ELEMENTS FOR THE SEPARATION OF SUSPENDED PARTICLES

Ducted HEPA filter for Mini Pleat filter panels, Mini Pleat filter cells and activated carbon filter cells. For installation into the ductwork of ventilation systems.

- Duct casings made of sheet steel with decontaminable powder coating RAL 9010
- Robust, welded casing construction with perimeter connecting flanges with pre-drilled holes
- Casing with indentations to ensure the precise fitting of the filter elements
- Secure sealing between the casing and filter element due to turnbuckles
- Robust cover plate with profiled seal, 4 clamping screws, and a handle for air-tight closure
- Horizontal or vertical installation orientation

Optional equipment and accessories

- Stainless steel construction

General information



Application

- Duct particulate filter for installation into the ductwork of ventilation and air conditioning systems
- Fitting of filter elements for the separation of suspended particles such as aerosols, toxic dusts, viruses and bacteria from the supply or extract air
- Fitting of activated carbon filter cells for the separation of gaseous odorous substances and contaminants from the supply and extract air

Construction

- SPC: Steel, powder-coated RAL 9010, pure white
- STA: Stainless steel

Nominal sizes

- B × H × T [mm]

Useful additions

- Suitable filter elements to be ordered separately
- Mini Pleat filter panels (MFP)
- Mini Pleat filter cells (MFC)
- Activated carbon filter cells (ACF)

Construction features

- Casing with robust connecting flanges
- Clamping screws for the secure sealing between casing and filter element
- Cover plate with profiled seal and 4 clamping screws with star grips

Materials and surfaces

- Casing made of sheet steel, powder-coated RAL 9010, pure white, or of stainless steel

Installation and commissioning

- Installation orientation: horizontal or vertical (rotated by 90°)
- Pressure measurement points for each filter unit are part of the supply package but must be set up on site by others

Maintenance

- Maintenance-free as construction and materials are not subject to wear

TECHNICAL INFORMATION

Specification text, Order code



Specification text

Duct particulate filter KSF as filter casing for installation into the ductwork of ventilation and air conditioning systems. Fitting of filter elements for the separation of suspended particles such as aerosols, toxic dusts, viruses and bacteria from the supply or extract air; also for the fitting of activated carbon filter cells for the adsorption of gaseous odorous substances and contaminants. Filter casing with robust connecting flanges with pre-drilled holes. Clamping screws guarantee secure sealing between the casing and filter element. Cover plate with profiled seal and 4 clamping screws with star grips. Pressure measurement points are part of the supply package but must be set up on site by others.

Materials and surfaces

- Casing made of sheet steel, powder-coated RAL 9010, pure white, or of stainless steel

Construction

- SPC: Steel, powder-coated RAL 9010, pure white
- STA: Stainless steel

KSF	-	SPC	/	710 × 520 × 710
1		2		3

1 Type
KSF Duct particulate filter

2 Material
SPC Steel, powder-coated RAL 9010, pure white
STA Stainless steel

3 Nominal size [mm]
B × H × T

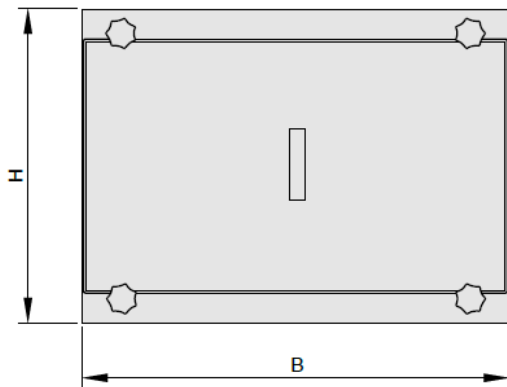
Dimensions



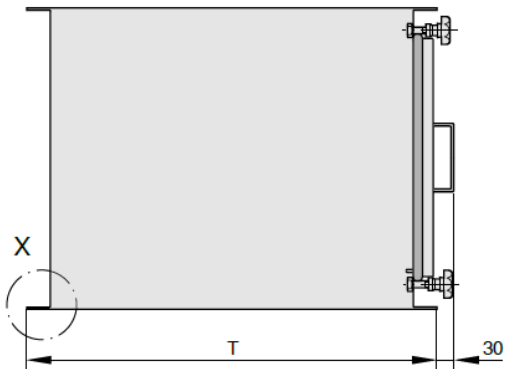
Product specific data

Nominal size			Filter size	Weight
B	H	T	B × H × T	~ kg
405	378	405	305 × 305 × 150	16
405	378	710	305 × 610 × 150	19
710	378	405	305 × 610 × 150	19
710	378	710	610 × 610 × 150	24
710	378	862	762 × 610 × 150	27
405	520	405	305 × 305 × 292	18
405	520	710	305 × 610 × 292	21
710	520	405	305 × 610 × 292	21
710	520	710	610 × 610 × 292	28
710	520	862	762 × 610 × 292	30

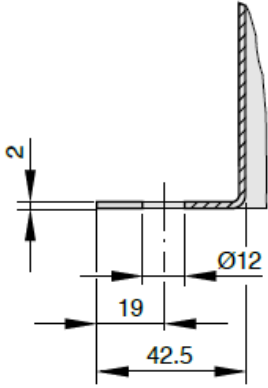
KSF, front view



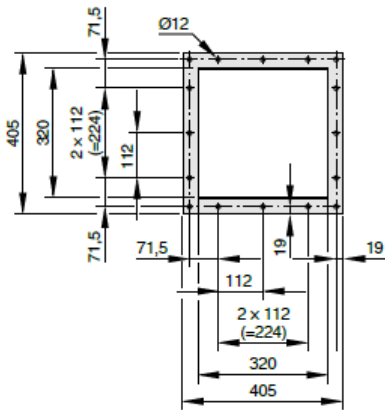
KSF, side view



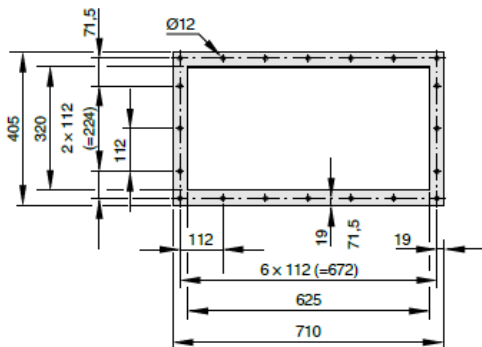
KSF, detail X



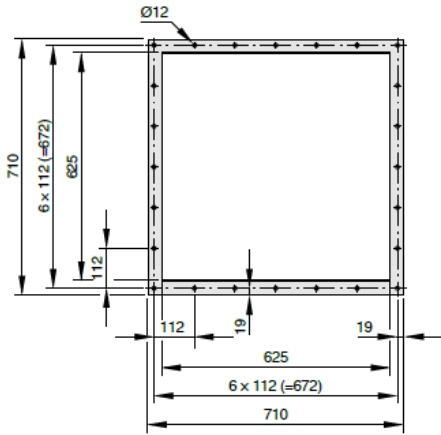
KSF, flange dimensions for filter 305 × 305



KSF, flange dimensions for filter 305 × 610



KSF, flange dimensions for filter 610 × 610



KSF, flange dimensions for filter 610 × 762

